


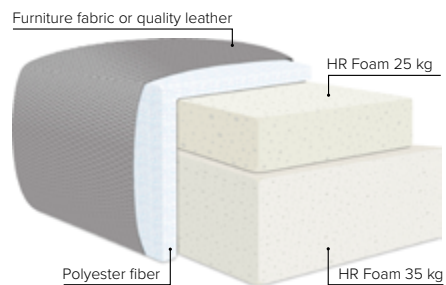
# ADELE

A perfect balance of firm and soft

bellus<sup>®</sup>



CHOOSE YOUR OWN COMBINATIONS

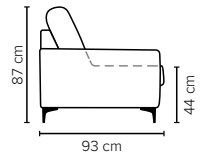
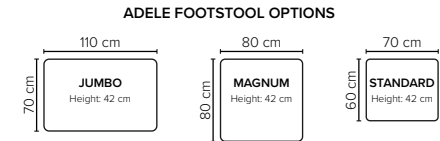
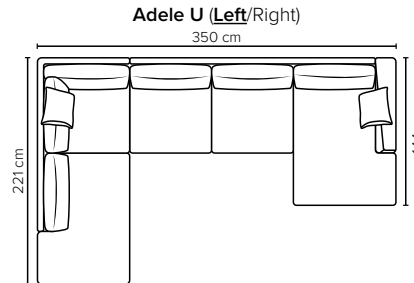
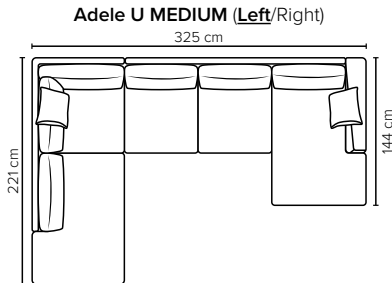
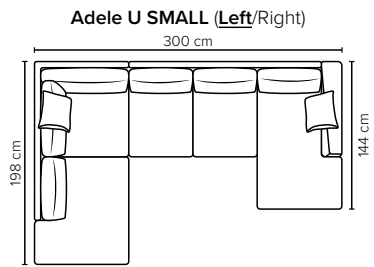
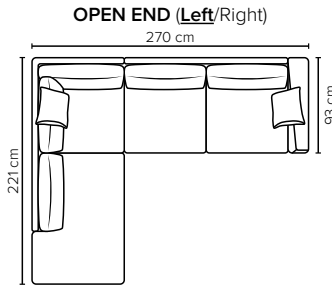
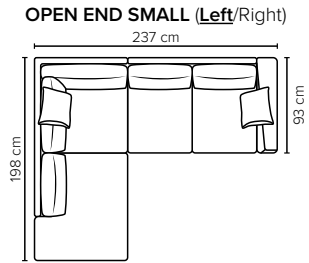
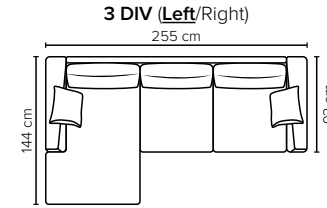
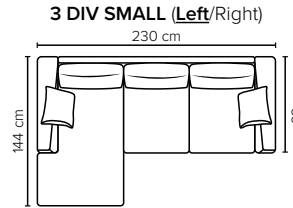
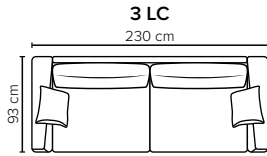
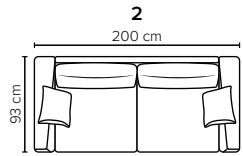


SEVERAL LEG CHOICES

# COMBINATIONS

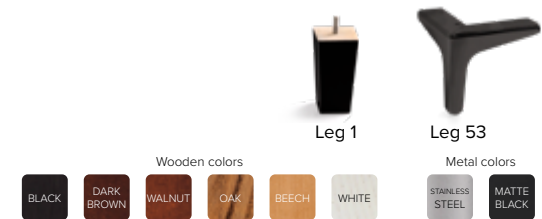
Choose from available sofa models

bellus®



- SEAT:** HR Foam 35 kg + HR foam 25 kg covered with 200 g fiber
- BACK:** Siliconized polyester fiber in separate bag with 3 channels  
Loose seat cushions and loose back cushions  
Fixed seat and back cushions upon request
- ARMREST:** Foam 25-30 kg

- DECO PILLOWS:** 1 deco pillow per armrest size 40×40 cm  
1 deco pillow per corner size 40×40 cm
- FRAME:** Plywood + wood  
No-Sag springs
- LEG OPTIONS:** Standard: Leg 53 (metal, h: 13 cm)  
Optional: Leg 1 (wooden, h: 11 cm)



All measurements are approximate, +/- 3 cm. Sofa height measured with leg 53. Please visit [www.bellus.com](http://www.bellus.com) for the latest product versions.